



# AltRider Cylinder Head Guard for BMW R1200GSW

## INSTALLATION INSTRUCTIONS

The most up to date instructions can be downloaded from the product page at [altrider.com](http://altrider.com), under the instructions tab.

Dear Rider,  
Thank you for choosing AltRider! Whether a seasoned world adventurer or a first time ADV-Newbie, we welcome you to the AltRider experience. You can install your new product with the utmost confidence. AltRider designs, tests, and manufactures all of its products here in the United States. We are proud to do what we do, and honored to present to you the product of our labors.

Enjoy it, show it off, and most of all, RIDE IT!

Venture On,  
Jeremy LeBreton



AltRider Cylinder Head Guards for the BMW R 1200 GS Water Cooled



R113-1-1106



### AltRider LLC

**Global**

mailing: 4000 Aurora Ave N Ste 100  
Seattle, WA 98103 USA  
phone: 206-922-3618  
email: [info@altrider.com](mailto:info@altrider.com)  
web: [www.altrider.com](http://www.altrider.com)

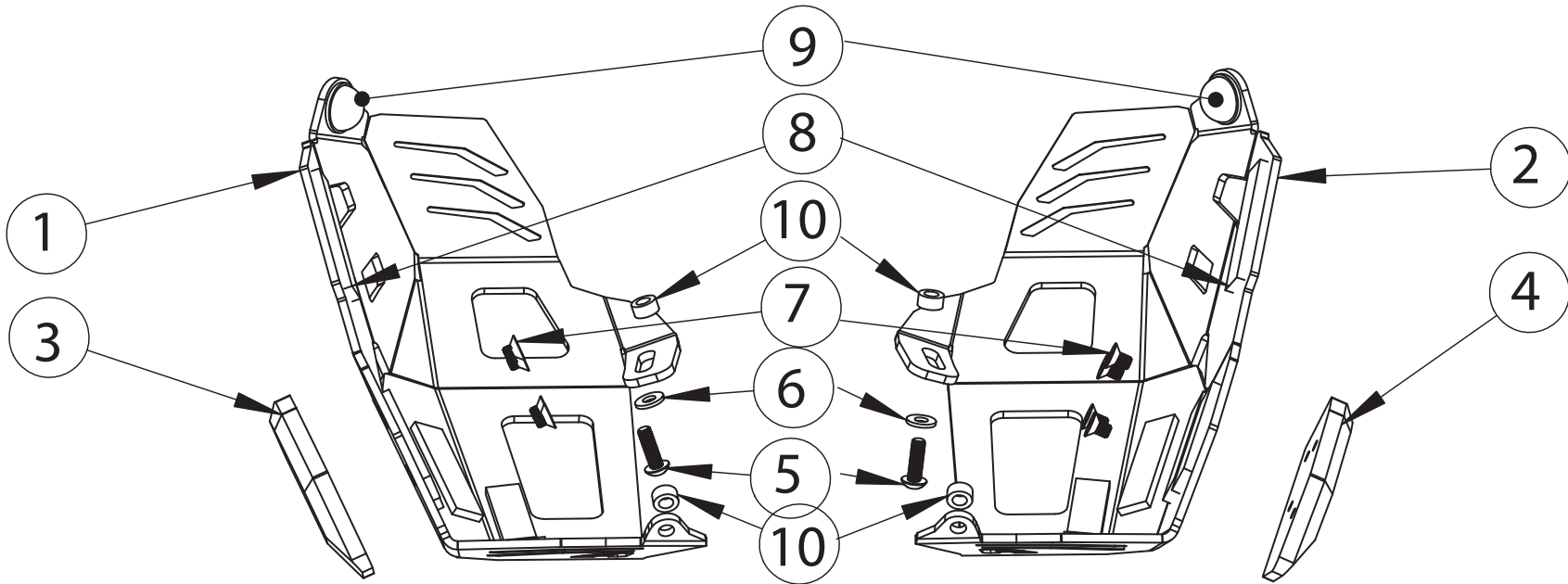
**Europe**

mailing: Oude Middenweg 231-M  
2491 AG DEN HAAG  
Netherlands  
email: [info@altrider.eu](mailto:info@altrider.eu)  
web: [www.altrider.eu](http://www.altrider.eu)

1517

MADE IN THE USA  
REV 5.3





**Kit includes:**


paper instructions

- ① Right guard
- ② Left guard
- ③ Right skid block
- ④ Left skid block
- ⑤ (2) M5 x 16mm Button head torx screws
- ⑥ (2) M5 washers
- ⑦ (8) M5 x 6mm Flat head allen screws
- ⑧ (10) Adhesive silicone strips
- ⑨ (2) Dome bumpers
- ⑩ (4) 5mm x 5mm Spacers

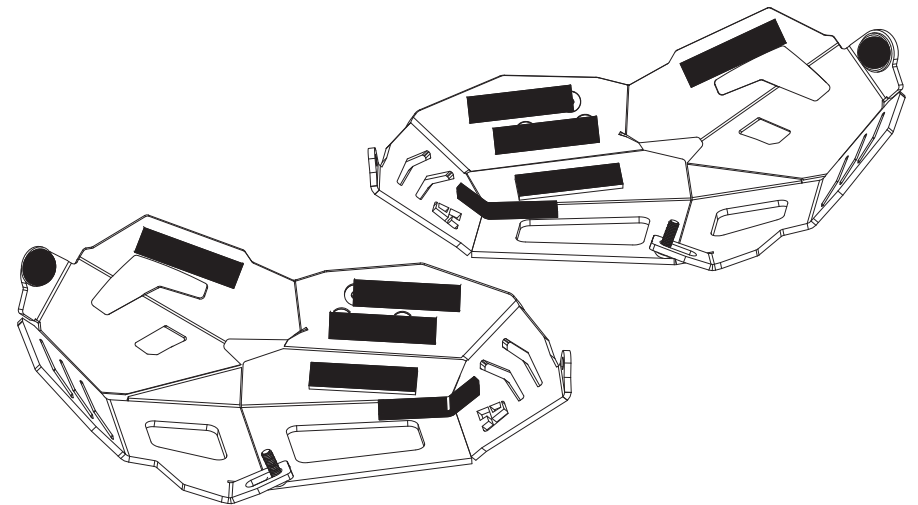
**Tools necessary:**

- ① T25 Torx
- ② (1) .5ml of thread locker

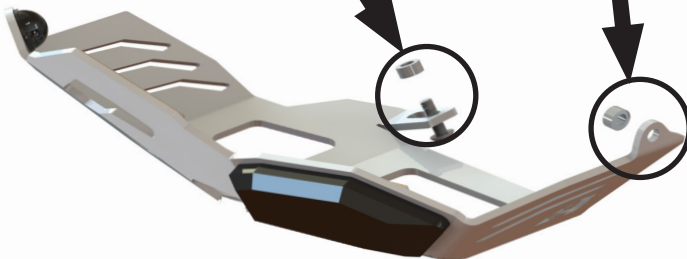




- ① On each guard, use four M5 x 6mm long flathead screws with thread locker to install the aluminum skid block.



- ② Install five (5) silicone strips and one rubber dome per each left and right guard, in locations as shown above. Be sure that aluminum surface is clean before sticking the bumpers in place.




- ③ **TIP!** Note location of 5mm x 5mm spacers, to be installed later.  
**TIP!** If you have engine guard bars installed (AltRider or BMW), they will need to be completely loosened up so they can be moved aside in order to install the cylinder head guards. Complete removal should not be necessary, but may make the installation easier.



- ④ **Right side guard:** Use T25 Torx wrench and remove screw at front of cylinder head that holds plastic cover. Save this screw for re-installation.





- ⑤ **Right side guard:** Add a drop of thread locker to the BMW screw removed in step 3. Place 5mm x 5mm spacer behind guard and install screw loosely.



- ⑥ **Right side guard:** Add a drop of threadlocker to one of the M5 x 16 button head torx screws that came with the kit. Place 5mm x 5mm spacer between the guard and cylinder head. Place one washer on the screw and install in lower mount hole of guard. **!TIP** It may be necessary to clean dirt out of the threaded hole (with pick and compressed air) in the cylinder first.



- ⑦ **Left side guard:** Repeat steps of right guard installation.



- ⑧ Use T25 torx and tighten all screws to 5.5Nm

## CONGRATULATIONS!

**You've completed your installation. If at any point you have questions about your installation or have any feed back for us, we'd love to hear it. A downloadable version of these instructions can be found at our web site. [www.AltRider.com](http://www.AltRider.com)**

**After 5 hours or 100 miles of riding, check your newly installed equipment to ensure all hardware is secure.**

### Global Office:

**email: info@AltRider.com**  
**phone: +1 206-922-3618**  
**address: 4000 Aurora Ave N**  
**Ste 100**  
**Seattle, WA 98103**

### Europe Office:

**email: info@AltRider.eu**  
**address: Oude Middenweg 231-M**  
**2491 AG DEN HAAG**  
**Netherlands**

#### TERMS OF USE, WARRANTY AND LIABILITY WAIVER

AltRider LLC, a Washington company, having its principal place of business in Seattle, WA ("AltRider") offers its motorcycle accessories (the "Product") with the terms, conditions and notices as follows:

##### Terms of Use

This Product is offered to you conditioned upon your acceptance without modification of the terms, conditions, and notices contained herein. Installation and/or use of this product implies acceptance of all such terms, conditions, and notices. If you do not agree to these terms, do not buy the Product. If you have already bought the Product and do not agree to these terms, return this Product promptly including the packaging and all written materials, to AltRider.

##### Limitation of Liability and Warranty Disclaimer

You may return your merchandise for a full refund or exchange, less any original or return shipping fees under these conditions:

1. Only if the merchandise is in 100% factory condition. Original manufacturer's packaging and same condition as sold – original boxes, packaging material, instructions, documentation, parts, and attached tags.
2. Only unused, unscratched, uninstalled, undamaged merchandise will be accepted. Do not install equipment until you are sure you want to keep it. Package items carefully in protective materials before returning them. Never ship an item in its original manufacturers packaging – it will arrive damaged. Please use a postal box or other adequate packaging to ensure your return or exchange is not damaged on the way back to AltRider.com.

To read more about our exchanges and returns policy, on the web, navigate to <http://www.alt rider.com/info/exchangesAndReturns>

Excepting the warranties stated in the preceding paragraph, AltRider hereby disclaims all other warranties and conditions with regard to the Product including all implied warranties and conditions of merchantability and fitness for a particular purpose. There are no warranties which extend beyond the description on the face hereof. AltRider does not warrant against damages or defects arising out of use or installation of the Product. Installation instructions are provided for your convenience. AltRider is not responsible for any damages arising out of the installation, improper or otherwise, of the Product. No warranty of any kind, expressed or implied, is made regarding the safety of this Product.

To the extent allowed by law, AltRider shall not be held liable for any direct, indirect, punitive, incidental, special or consequential damages arising out of, or connected with, the use or misuse of this Product. Buyer assumes all risks and liability arising from use of this Product.

##### Entire Agreement

This document states the entire obligation of AltRider with respect to the Product. If any part of this agreement is determined to be void, invalid, unenforceable or illegal, including, but not limited to the warranty disclaimers and liability limitations set forth above, then the remainder of the agreement shall remain in full force and effect.

##### Applicable Law

This agreement is governed by the laws of Washington, USA. You hereby consent to the exclusive jurisdiction and venue of the courts of Washington, USA, in all disputes arising out of or relating to the use of this product.

